



Visit [www.mcf.org.uk](http://www.mcf.org.uk)

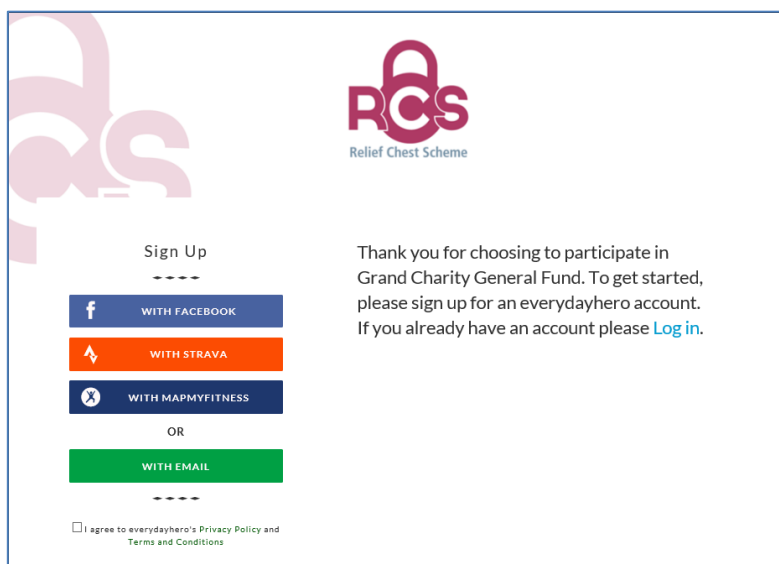
- Select the Festival [SDJH](#) [WWSVPEIRUJH](#) [VWLYDOHDVWEHQW](#) [VWLYDO](#) □



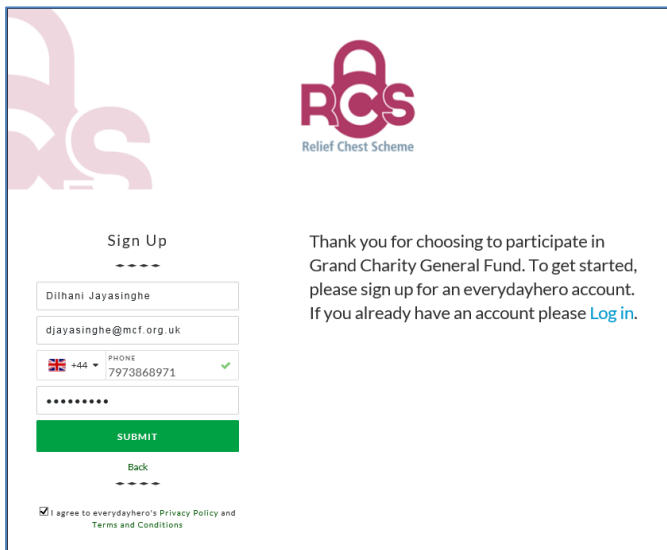
### 3. Select Create Fundraising page



### 4. You will be asked to create an account (Sign up)



## 5. Complete the sign up process



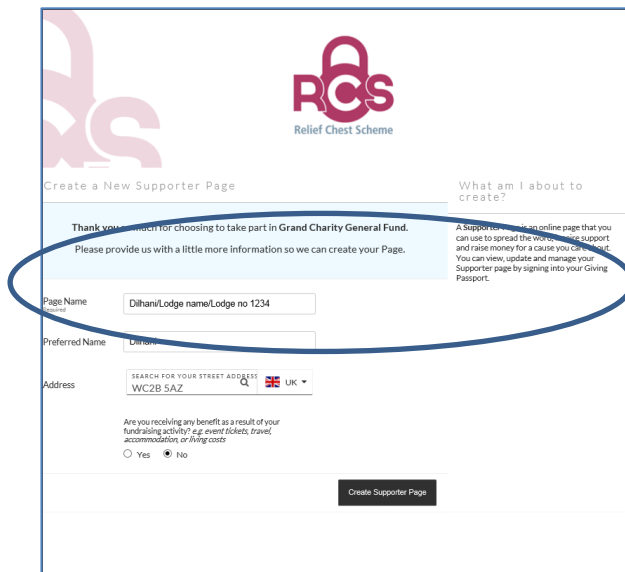
**Sign Up**

Thank you for choosing to participate in Grand Charity General Fund. To get started, please sign up for an everydayhero account. If you already have an account please [Log in](#).

[Back](#)

I agree to everydayhero's Privacy Policy and Terms and Conditions

## 6. **ADDING LODGE NUMBER TO THE PAGE** – Add the Lodge number as part of the page name



**Create a New Supporter Page**

Thank you for choosing to take part in Grand Charity General Fund. Please provide us with a little more information so we can create your Page.

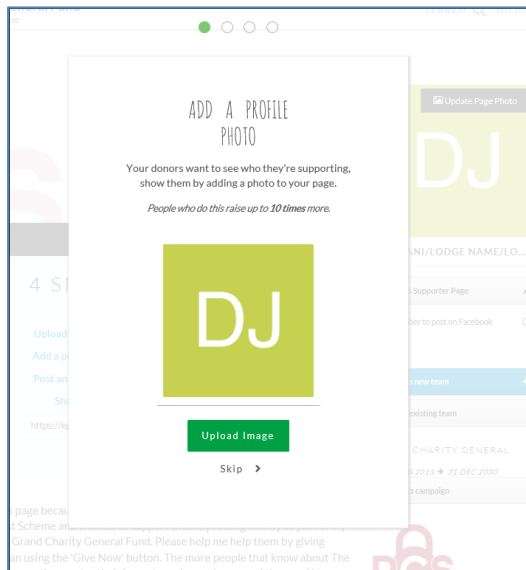
What am I about to create?

A Supporter Page is an online page that you can use to spread the word, raise support and raise money for a cause you care about. You can view, update and manage your Supporter page by signing into your Giving Passport.

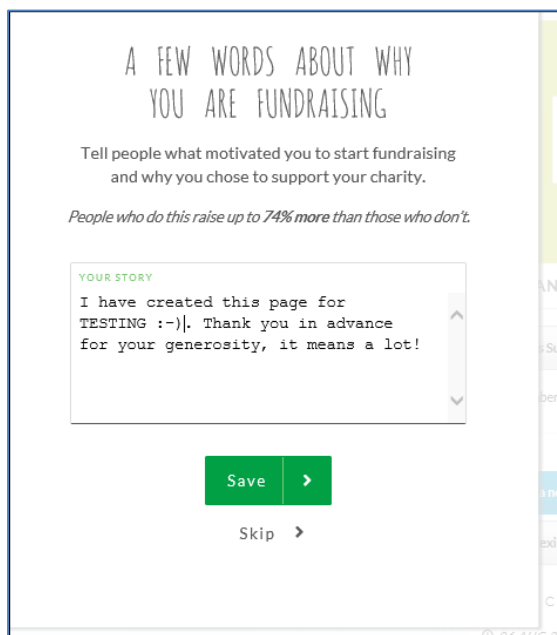
Are you receiving any benefit as a result of your fundraising activity? e.g. event tickets, travel, accommodation, or living costs

Yes  No

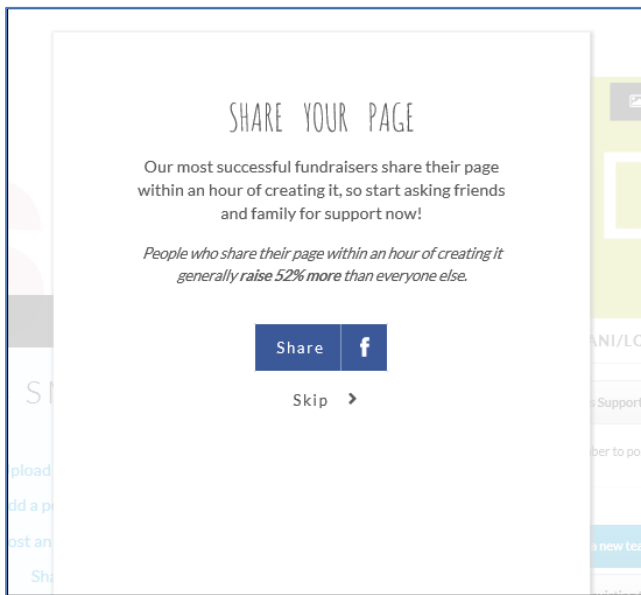
## 7. Add an image



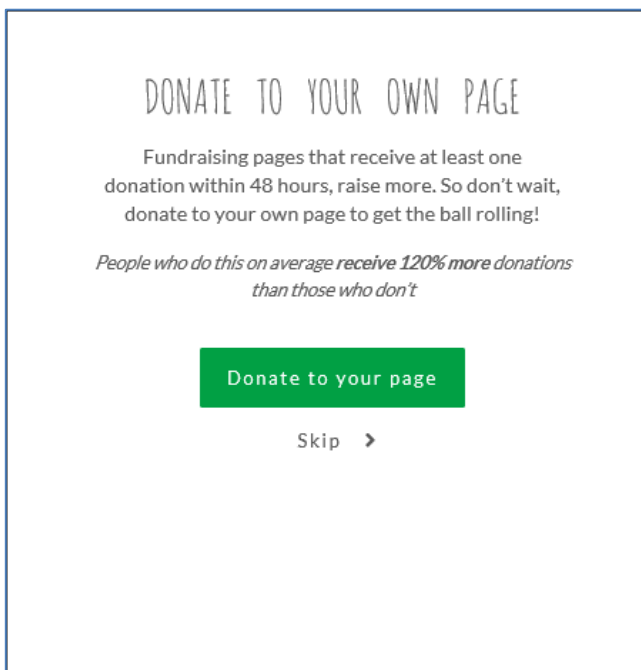
## 8. Add a story about your fund raising



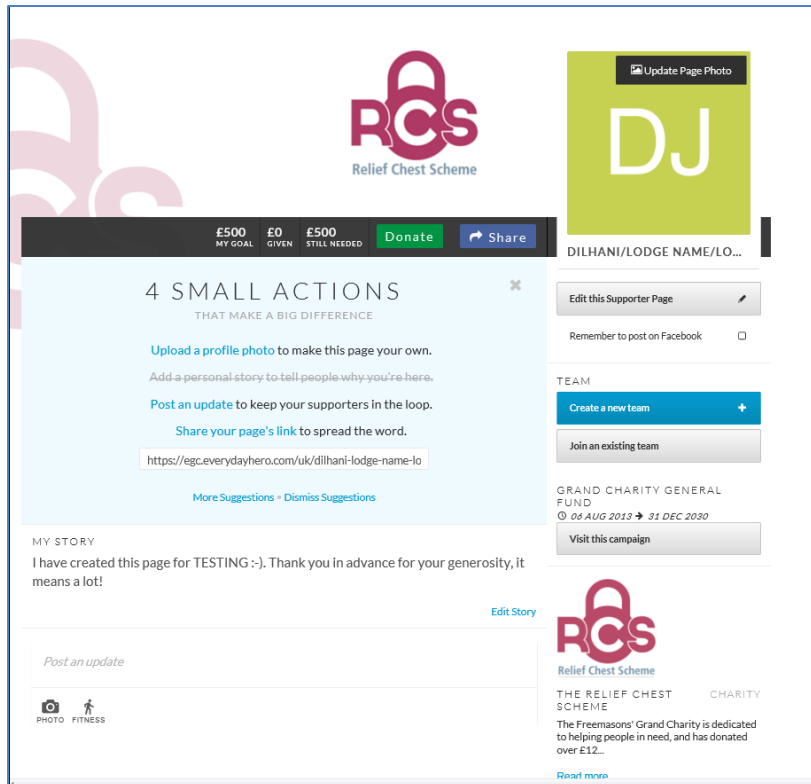
9. You can now share your page with your friends and family via social media



10. Start the fundraising by making the first donation into your own page – optional



11. Your page is now ready to share and receive donations. Once you have added your details, page name will display (e.g. sponsor Dilhani' s page DJ)



12. Email confirmation is sent to your registered email address

Hi there . You've just done a wonderful thing by creating a fundraising page for [The Relief Chest Scheme](#).

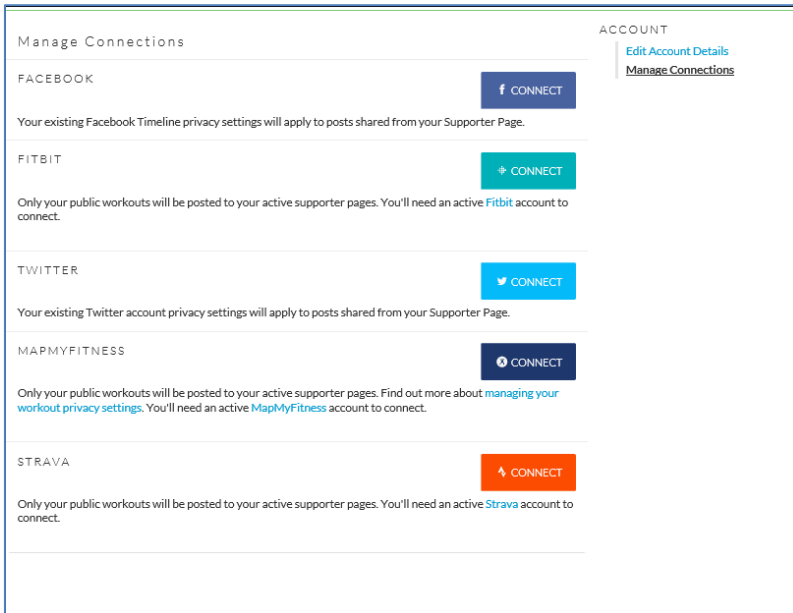
Here is the direct link to your page:

<https://egc.everydayhero.com/uk/dilhani-lodge-name-lodge-no-1234>

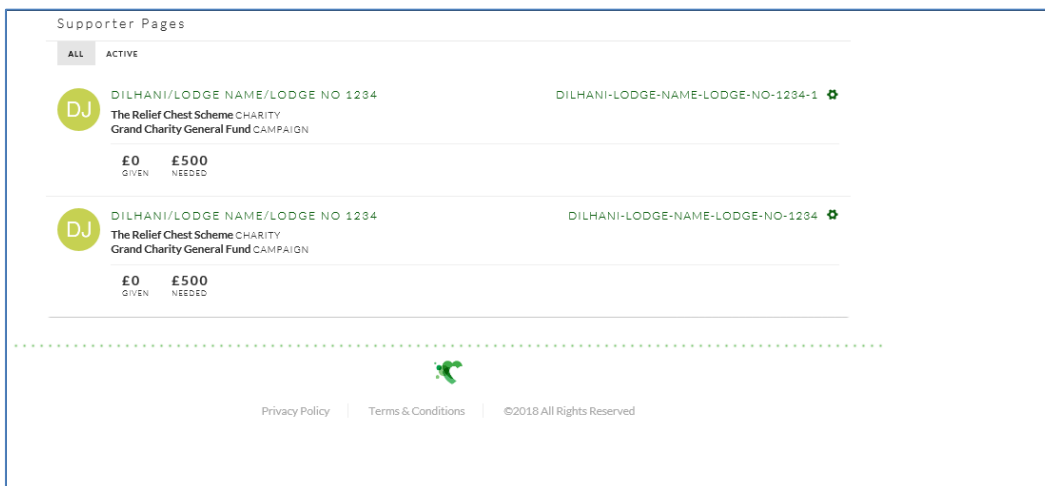
You can access it anytime by logging into your everydayhero account using the email address: **you.@youremailaddress.com**

Below are a few ideas to get the fundraising ball rolling so that you can best support [The Relief Chest Scheme](#).

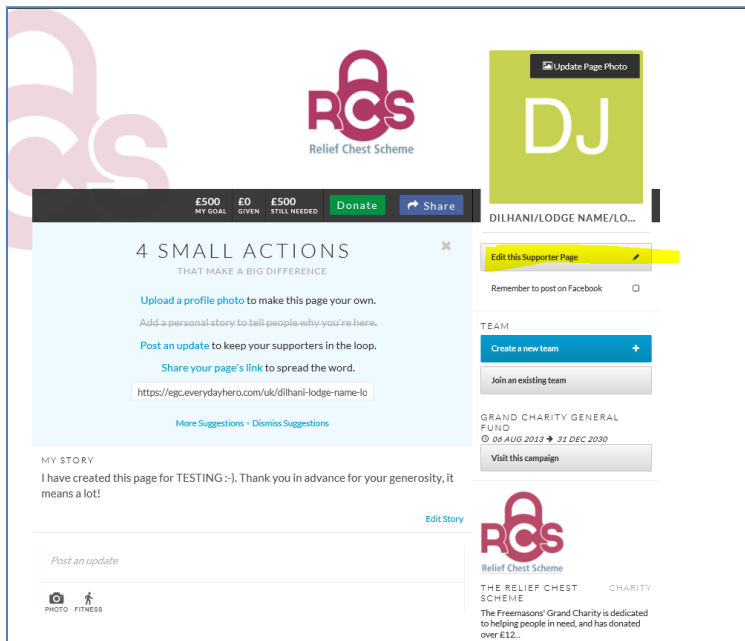
### 13. You can manage how you want to share your page



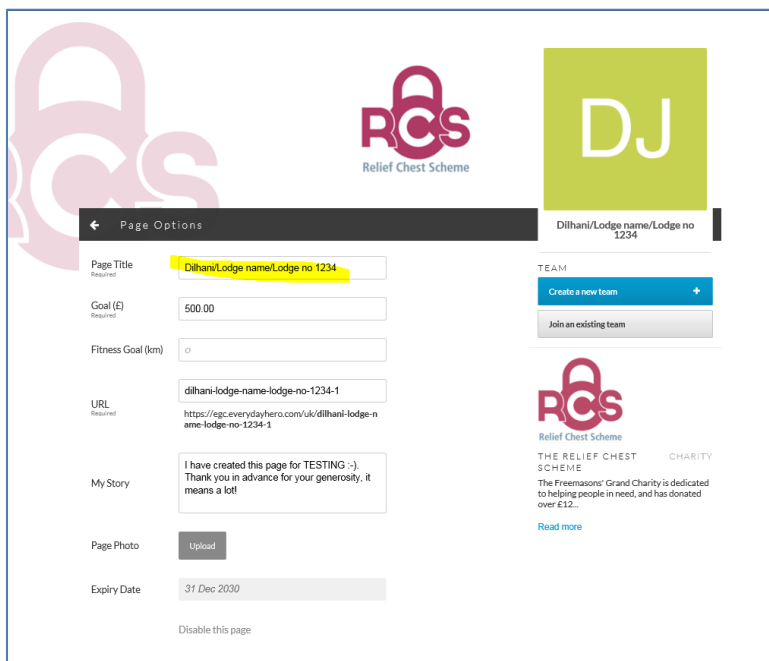
### 14. You can change the details of the page (amend the Lodge number, rename the page etc.) by clicking on the page



## 15. Then select EDIT THIS SUPPORTER PAGE (HIGHLIGHTED)



## 16. Edit page name e.g. add a Lodge number





17. Amended details (Lodge number ) will be displayed

The screenshot shows a 'Supporter Pages' interface with two entries. Each entry features a circular profile picture with the initials 'DJ', the name 'DILHANI/LODGE NAME/LODGE NO', the charity name 'The Relief Chest Scheme CHARITY', and the campaign name 'Grand Charity General Fund CAMPAIGN'. Below each entry, the donation status is shown as '£0 GIVEN' and '£500 NEEDED'. The first entry's lodge number is '123445678', and the second entry's is '1234'. The first entry's lodge number is highlighted in yellow.

Supporter Name	Charity	Campaign	Given	Needed
DILHANI/LODGE NAME/LODGE NO 123445678	The Relief Chest Scheme CHARITY	Grand Charity General Fund CAMPAIGN	£0	£500
DILHANI/LODGE NAME/LODGE NO 1234	The Relief Chest Scheme CHARITY	Grand Charity General Fund CAMPAIGN	£0	£500

If you require further information and guidance on how to set up and share your fundraising page, allocating donations to a Relief Chest please contact us

Post: Relief Chest Scheme, Masonic Charitable Foundation, 60 Great Queen Street, London WC2B 5AZ

Telephone: 020 3146 3352

Email: [reliefchest@mcf.org.uk](mailto:reliefchest@mcf.org.uk)